

# HG-106A

Shipped in packet-tape reel(4,000pcs per reel)

Notice : It is requested to read and accept "IMPORTANT NOTICE" written on the back of the front cover of this catalogue.

## ●Absolute Maximum Ratings

Item	Symbol	Limit	Unit
Max. Input Voltage	$V_C$	8	V
Max. Input Power	$P_D$	150	mW
Operating Temp. Range	Topr.	-40 ~ +125	°C
Storage Temp. Range	Tstg.	-40 ~ +150	°C

注) 制限抵抗がない場合は、最大入力電圧の範囲以内でご使用下さい。

## ●Electrical Characteristics( $T_a=25^\circ\text{C}$ )

Item	Symbol	Conditions	Min.	Typ.	Max.	Unit
Output Hall Voltage	$V_H^*$	B=50mT, $V_C=6\text{V}$	75		95	mV
Input Resistance	$R_{in}$	B=0mT, $I_C=0.1\text{mA}$	450		750	$\Omega$
Output Resistance	$R_{out}$	B=0mT, $I_C=0.1\text{mA}$	1,000		2,000	$\Omega$
Offset Voltage	$V_{os}(Vu)$	B=0mT, $V_C=6\text{V}$	-16		+16	mV
Temp. Coefficient of $V_H$	$\alpha V_H^*$	B=50mT, $I_C=5\text{mA}$ $T_a=25\sim 125^\circ\text{C}$			-0.06	%/°C
Temp. Coefficient of $R_{in}$	$\alpha R_{in}^*$	B=0mT, $I_C=0.1\text{mA}$ $T_a=25\sim 125^\circ\text{C}$			0.3	%/°C
Linearity	$\Delta K^*$	B=0.1/0.5T, $I_C=5\text{mA}$			2	%

Notes : 1.  $V_H = V_{HM} - V_{os}(Vu)$  ( $V_{HM}$ :meter indication)

$$2. \alpha V_H = \frac{1}{V_H(T_1)} \times \frac{V_H(T_2) - V_H(T_1)}{(T_2 - T_1)} \times 100$$

$$3. \alpha R_{in} = \frac{1}{R_{in}(T_1)} \times \frac{R_{in}(T_2) - R_{in}(T_1)}{(T_2 - T_1)} \times 100$$

$$4. \Delta K = \frac{K(B_1) - K(B_2)}{[K(B_1) + K(B_2)]/2} \times 100$$

$$T_1 = 25^\circ\text{C}, T_2 = 125^\circ\text{C}$$

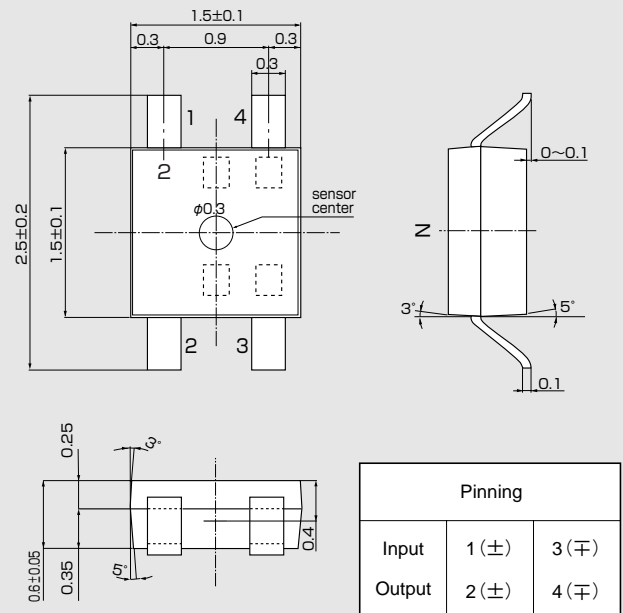
$$K = \frac{V_H}{I_C \cdot B}$$

$$B_1 = 0.5\text{T}, B_2 = 0.1\text{T}$$

## ●Taping

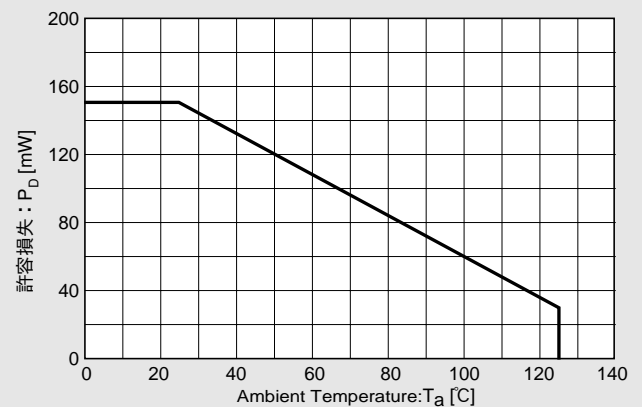


## ●Dimensional Drawing(Unit : mm)



## ●Characteristic Curves

### Allowable Package Power Dissipation



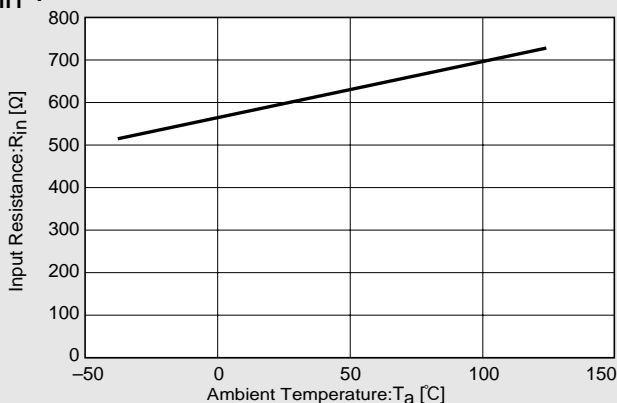
•Please be aware that AKE products are not intended for use in life support equipment, devices, or systems. Use of AKE products in such applications requires the advance written approval of the appropriate AKE officer.  
 Certain applications using semiconductor devices may involve potential risks of personal injury, property damage, or loss of life. In order to minimize these risks, adequate design and operating safeguards should be provided by the customer to minimize inherent or procedural hazards. Inclusion of AKE products in such applications is understood to be fully at the risk of the customer using AKE devices or systems.

•Handling precautions required for preventing electrostatic discharge.

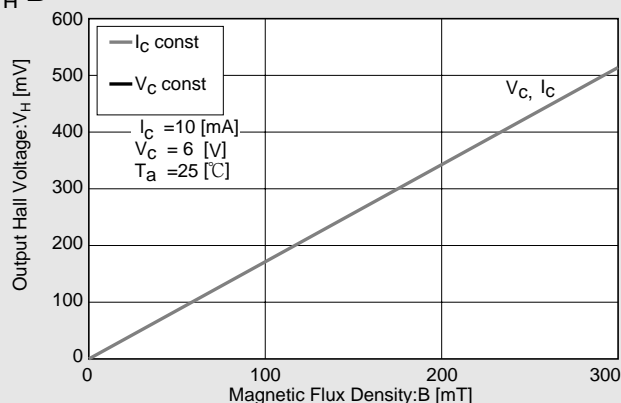
•This product contains gallium arsenide (GaAs) .Handling and discarding precautions required.

●Characteristic Curves

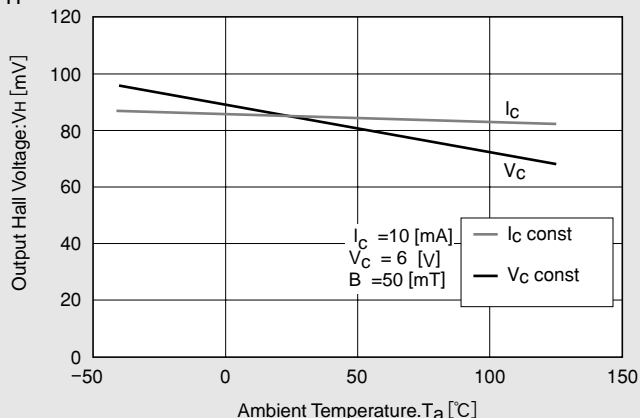
$R_{in}-T$



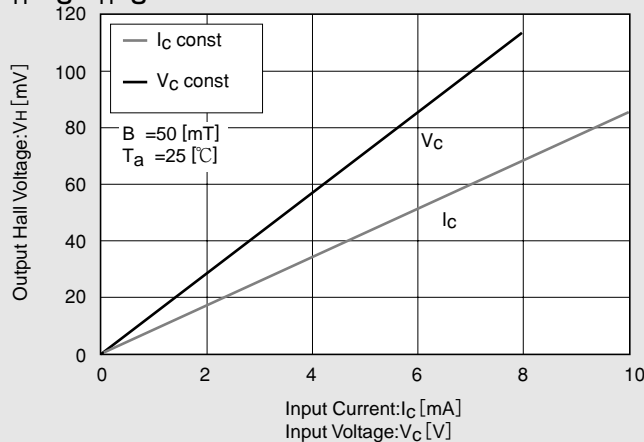
$V_H-B$



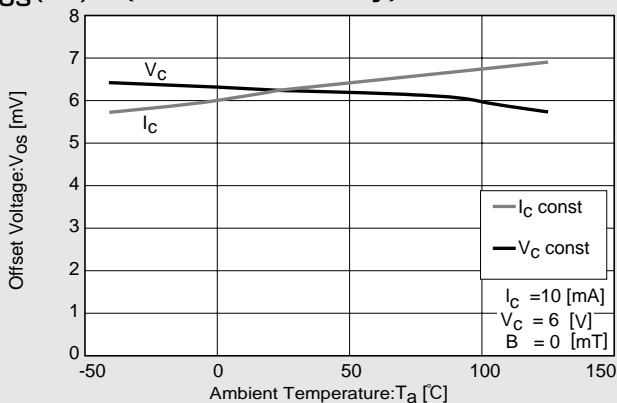
$V_H-T$



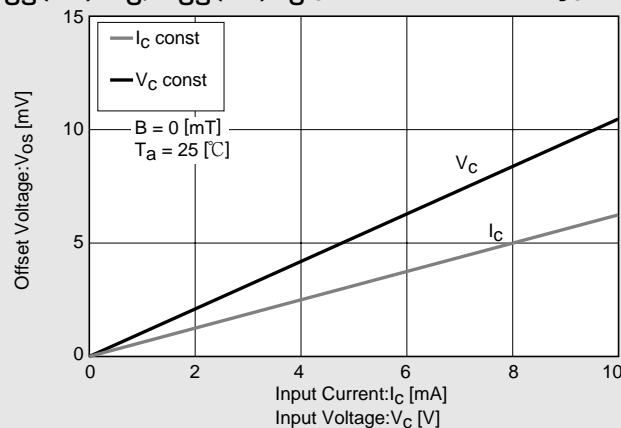
$V_H-V_C, V_H-I_C$



$V_{OS}(V_u)-T$  (For reference only)



$V_{OS}(V_u)-V_C, V_{OS}(V_u)-I_C$  (For reference only)



※Magnetic Flux Density  
 1[mT]=10[G]

In This Example :  $R_{in}=600[\Omega]$  ,  $V_{OS}=6.3[mV]$  ,  $V_C=6[V]$