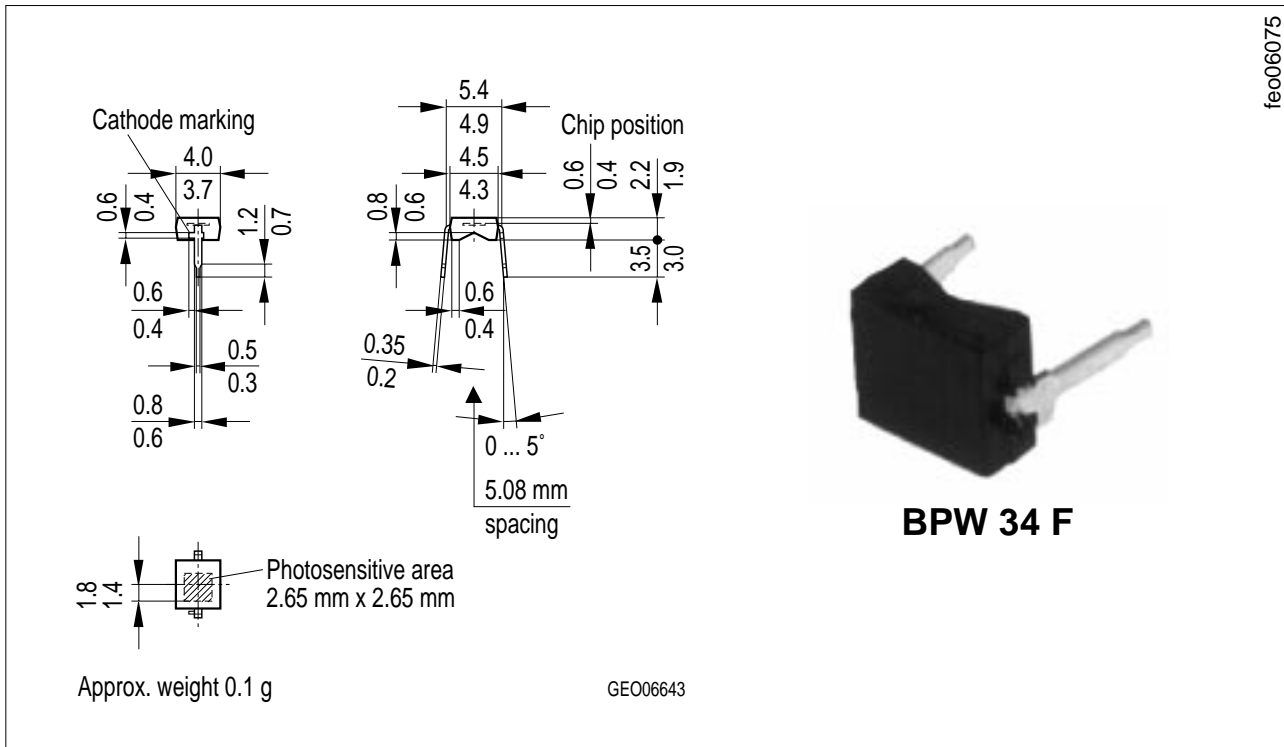


Silizium-PIN-Fotodiode mit Tageslichtsperrfilter
NEU: in SMT und als Reverse Gullwing
Silicon PIN Photodiode with Daylight Filter
NEW: in SMT and as Reverse Gullwing

BPW 34 F
BPW 34 FS
BPW 34 FS (E9087)



Maße in mm, wenn nicht anders angegeben/Dimensions in mm, unless otherwise specified.

Wesentliche Merkmale

- Speziell geeignet für Anwendungen bei 950 nm
- kurze Schaltzeit (typ. 20 ns)
- DIL-Plastikbauform mit hoher Packungsdichte
- BPW 34 FS/(E9087); geeignet für Vapor-Phase Löten und IR-Reflow Löten

Anwendungen

- IR-Fernsteuerung von Fernseh- und Rundfunkgeräten, Videorecordern, Gerätefernsteuerungen
- Lichtschranken für Gleich- und Wechsellichtbetrieb

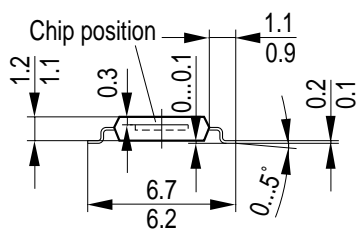
Features

- Especially suitable for applications of 950 nm
- Short switching time (typ. 20 ns)
- DIL plastic package with high packing density
- BPW 34 FS/(E9087); suitable for vapor-phase and IR-reflow soldering

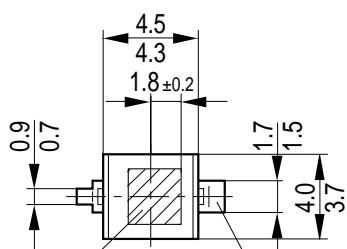
Applications

- IR remote control of hi-fi and TV sets, video tape recorders, remote controls of various equipment
- Photointerrupters

feo06861



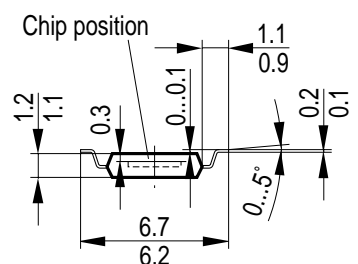
BPW 34 FS



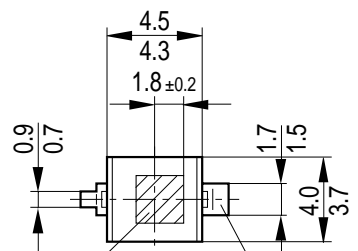
Photosensitive area
2.65 mm x 2.65 mm

Cathode lead

GEO06863



BPW 34 FAS (E9087)



Photosensitive area
2.65 mm x 2.65 mm

Cathode lead

GEO06916

feo06916

Maße in mm, wenn nicht anders angegeben/Dimensions in mm, unless otherwise specified.

Typ Type	Bestellnummer Ordering Code
BPW 34 F	Q62702-P929
BPW 34 FS	Q62702-P1604
BPW 34 FS (E9087)	Q62702-P1826

Grenzwerte Maximum Ratings

Bezeichnung Description	Symbol Symbol	Wert Value	Einheit Unit
Betriebs- und Lagertemperatur Operating and storage temperature range	$T_{op}; T_{stg}$	- 40 ... + 85	°C
Sperrspannung Reverse voltage	V_R	32	V
Verlustleistung, $T_A = 25\text{ °C}$ Total power dissipation	P_{tot}	150	mW

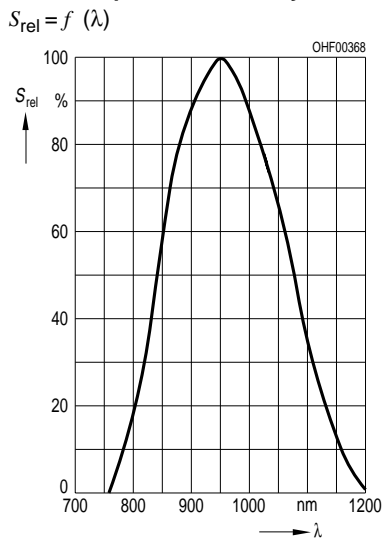
Kennwerte ($T_A = 25\text{ °C}$, $\lambda = 950\text{ nm}$) Characteristics

Bezeichnung Description	Symbol Symbol	Wert Value	Einheit Unit
Fotoempfindlichkeit Spectral sensitivity $V_R = 5\text{ V}$, $E_e = 1\text{ mW/cm}^2$	S	50 (≥ 40)	μA
Wellenlänge der max. Fotoempfindlichkeit Wavelength of max. sensitivity	$\lambda_{S\text{ max}}$	950	nm
Spektraler Bereich der Fotoempfindlichkeit $S = 10\%$ von S_{max} Spectral range of sensitivity $S = 10\%$ of S_{max}	λ	780 ... 1100	nm
Bestrahlungsempfindliche Fläche Radiant sensitive area	A	7.00	mm^2
Abmessung der bestrahlungsempfindlichen Fläche Dimensions of radiant sensitive area	$L \times B$ $L \times W$	2.65×2.65	$\text{mm} \times \text{mm}$
Halbwinkel Half angle	φ	± 60	Grad deg.
Dunkelstrom, $V_R = 10\text{ V}$ Dark current	I_R	2 (≤ 30)	nA
Spektrale Fotoempfindlichkeit Spectral sensitivity	S_λ	0.59	A/W
Quantenausbeute Quantum yield	η	0.77	<u>Electrons</u> Photon
Leerlaufspannung, $E_e = 0.5\text{ mW/cm}^2$ Open-circuit voltage	V_O	330 (≥ 275)	mV

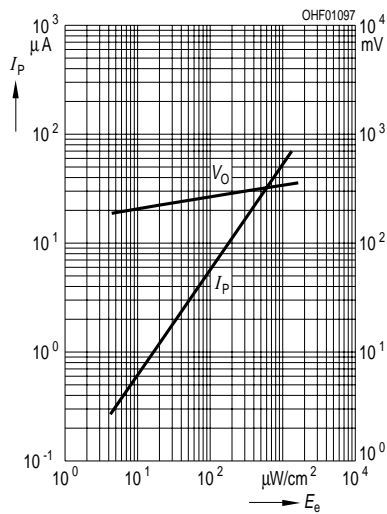
Kennwerte ($T_A = 25\text{ °C}$, $\lambda = 950\text{ nm}$)
Characteristics (cont'd)

Bezeichnung Description	Symbol Symbol	Wert Value	Einheit Unit
Kurzschlußstrom, $E_e = 0.5\text{ mW/cm}^2$ Short-circuit current	I_{SC}	25	μA
Anstiegs- und Abfallzeit des Fotostromes Rise and fall time of the photocurrent $R_L = 50\ \Omega$; $V_R = 5\text{ V}$; $\lambda = 850\text{ nm}$; $I_p = 800\ \mu\text{A}$	t_r, t_f	20	ns
Durchlaßspannung, $I_F = 100\text{ mA}$, $E = 0$ Forward voltage	V_F	1.3	V
Kapazität, $V_R = 0\text{ V}$, $f = 1\text{ MHz}$, $E = 0$ Capacitance	C_0	72	pF
Temperaturkoeffizient von V_O Temperature coefficient of V_O	TC_V	- 2.6	mV/K
Temperaturkoeffizient von I_{SC} Temperature coefficient of I_{SC}	TC_I	0.18	%/K
Rauschäquivalente Strahlungsleistung Noise equivalent power $V_R = 10\text{ V}$	NEP	4.3×10^{-14}	$\frac{\text{W}}{\sqrt{\text{Hz}}}$
Nachweisgrenze, $V_R = 10\text{ V}$ Detection limit	D^*	6.2×10^{12}	$\frac{\text{cm} \cdot \sqrt{\text{Hz}}}{\text{W}}$

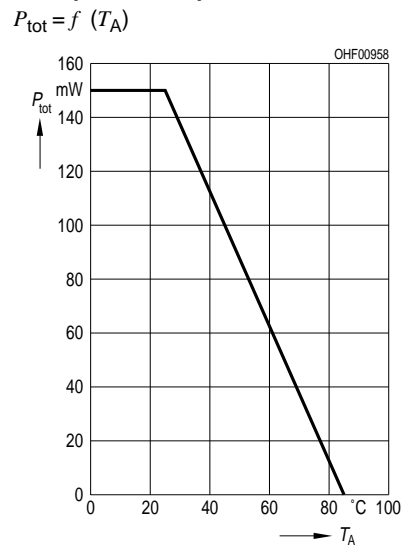
Relative spectral sensitivity



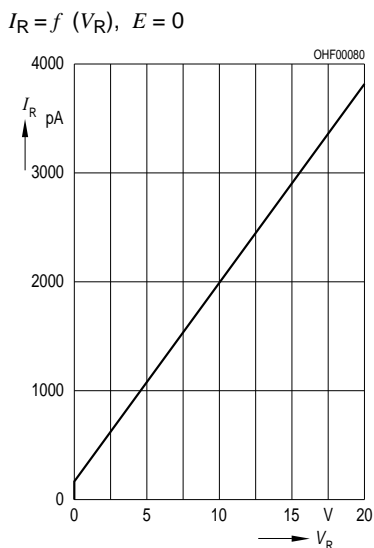
Photocurrent $I_P = f(E_e), V_R = 5 V$ Open-circuit voltage $V_O = f(E_e)$



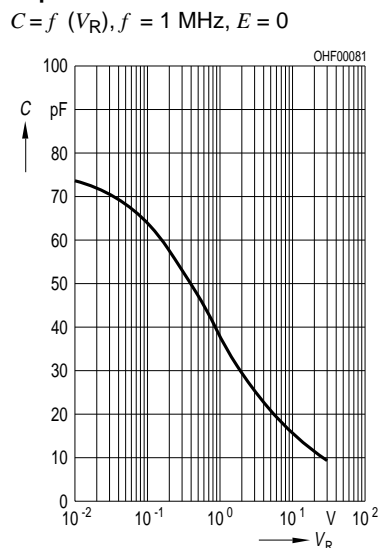
Total power dissipation



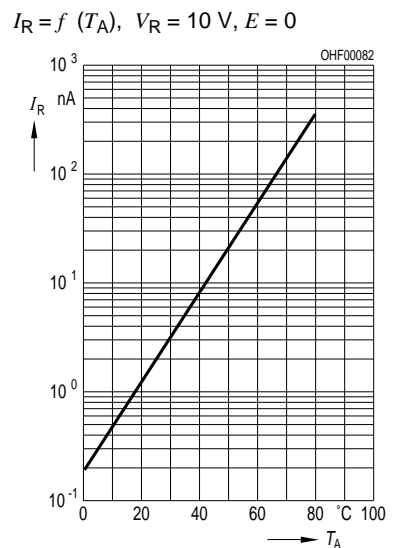
Dark current



Capacitance



Dark current



Directional characteristics $S_{rel} = f(\phi)$

